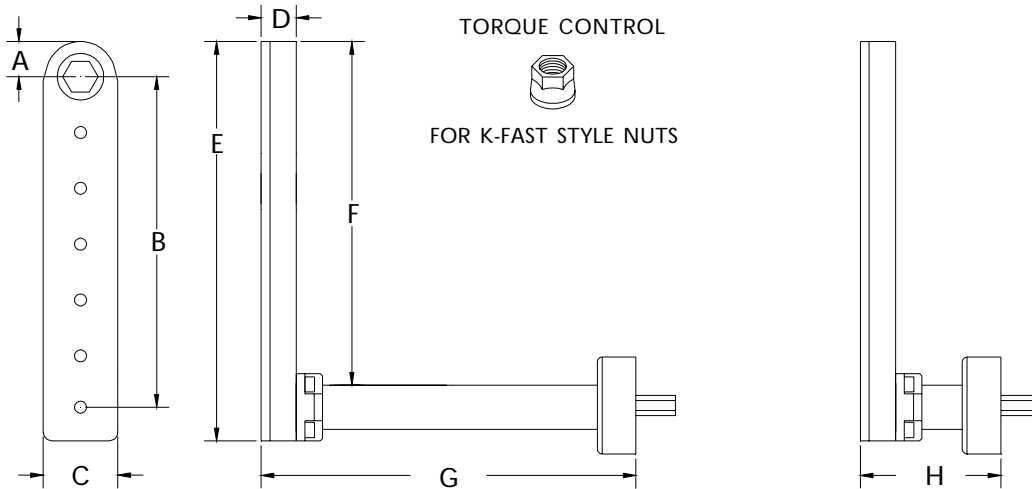


	A	B	C	D	E	F	G	H	SERIES 2 HW L INSTALLATION	
INCH	.500	4.690	1.062	.500	5.666	4.878	6.300	2.000	MAXIMUM RECOMMENDED FASTENER TORQUE	160 INCH LBS.
MM	12.7	119.1	26.97	12.70	143.9	123.9	160.0	50.80		18.07 Nm

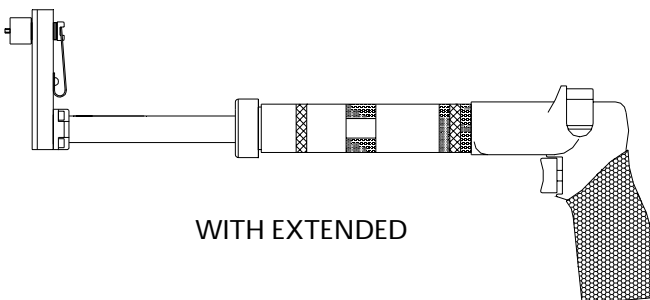


16040 ATTACHMENT ONLY EXTENDED

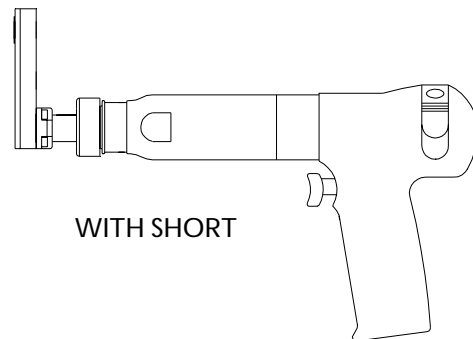
16041 ATTACHMENT ONLY SHORT

TORQUE CONTROL L TOOLS			TORQUE RANGE		TOOL ORDER NUMBER	
MOTOR	RPM	REVERSIBLE	TORQUE INCH LB.	TORQUE Nm	WITH EXTENDED	WITH SHORT
.33 HP	175	YES	12 - 111	1.3 - 12.5	16054	16055
.45 HP	200	YES	14 - 133	1.5 - 15.0	16056	16057
.45 HP	400	YES	14 - 118	1.5 - 13.3	16058	16059

TOOL ORDER NUMBER PLUS
NOSE GEAR NUMBER = COMPLETE TOOL



WITH EXTENDED



WITH SHORT

NOSE GEARS FOR SOCKETS.
5/16 HEX DRIVER FOR HD SERIES 2 SOCKETS.

PART NO.	HEX SIZE	TYPE
15922	5/16	HEX DRIVER
15905	1/4	SQ. DRIVE MALE

FLUSH STYLE.
THE SOCKET HEX IS BUILT INTO
THE GEAR OF THE TOOL.
NO SOCKET IS USED

PART NO.	HEX SIZE	TYPE
15889	11/32	HEX FLUSH
15890	3/8	HEX FLUSH
15891	7/16	HEX FLUSH
16038	5/16	HEX FLUSH

HEX THRU STYLE.
HEX RUNS THROUGH NOSE GEAR.
HEX KEY SPRING IS NOT SUPPLIED.

PART NO.	HEX SIZE	TYPE
15892	11/32	HEX THRU
15893	3/8	HEX THRU
15894	7/16	HEX THRU
16039	5/16	HEX THRU