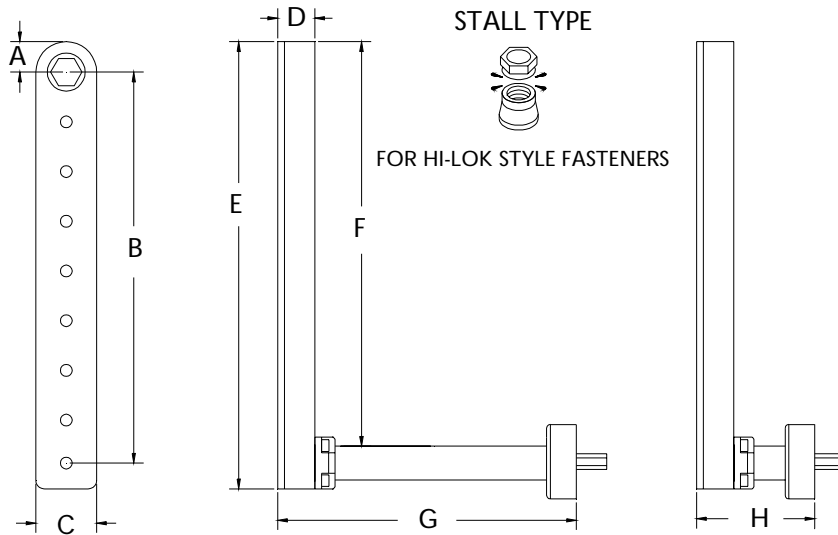


HIGH OUTPUT

	A	B	C	D	E	F	G	H	SERIES 3 L INSTALLATION	
INCH	.562	7.211	1.125	.687	8.250	7.430	6.500	2.180	MAXIMUM RECOMMENDED FASTENER TORQUE	200 INCH LBS.
MM	14.27	183.1	28.57	17.44	209.5	188.7	165.1	55.37		22.59 Nm



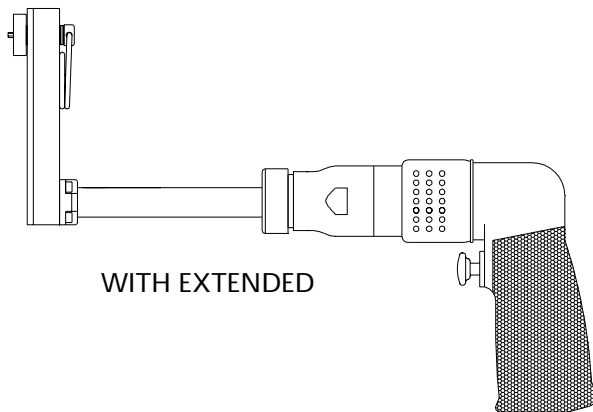
13222 ATTACHMENT ONLY EXTENDED

13223 ATTACHMENT ONLY SHORT

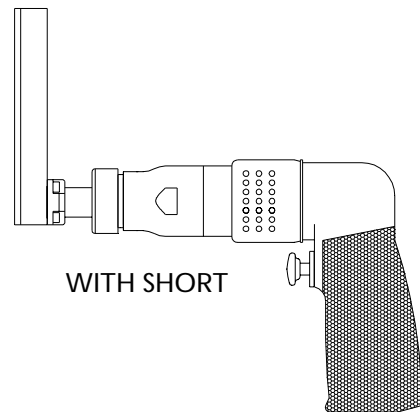
STALL TYPE L TOOLS			OUTPUT AT FASTENER		TOOL ORDER NUMBERS	
MOTOR	RPM	REVERSIBLE	TORQUE INCH LB.	TORQUE Nm	WITH EXTENDED	WITH SHORT
.40 HP	250	YES	136	15.3	13590	13591
.40 HP	450	YES	102	11.5	13592	13593
.45 HP	400	YES	108	12.2	13594	13595
.60 HP	250	NO	200*	22.5*	13596	13597
.60 HP	450	NO	170	19.2	13598	13599

TOOL ORDER NUMBER PLUS
NOSE GEAR NUMBER = COMPLETE TOOL

*Maximum torque range of the motor exceeds
the maximum torque range of the attachment



WITH EXTENDED



WITH SHORT

NOSE GEARS FOR SOCKETS.
HEX DRIVER FOR UAT SOCKET SYSTEM.

PART NO.	SIZE	TYPE
12479	3/8	HEX DRIVER
12480	3/8	SQ DRIVE MALE

THE SOCKET HEX IS BUILT INTO
THE GEAR OF THE TOOL.
NO SOCKET IS USED

PART NO.	HEX SIZE	TYPE
12481	5/16	HEX FLU SH
12482	11/32	HEX FLU SH
12483	3/8	HEX FLU SH
12484	7/16	HEX FLU SH
12485	1/2	HEX FLU SH

HEX THRU STYLE.
HEX RUNS THROUGH NOSE GEAR.
HEX KEY SPRING IS NOT SUPPLIED.

PART NO.	HEX SIZE	TYPE
12486	5/16	HEX THRU
12487	11/32	HEX THRU
12488	3/8	HEX THRU
12489	7/16	HEX THRU
12490	1/2	HEX THRU