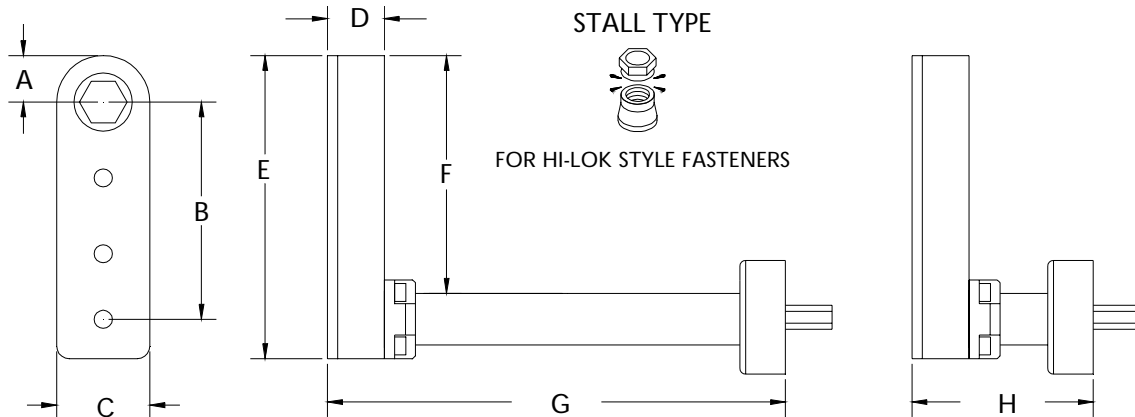


## HIGH OUTPUT

	A	B	C	D	E	F	G	H	SERIES 3 L INSTALLATION	
INCH	.562	2.626	1.125	.687	3.665	2.845	6.500	2.180	MAXIMUM RECOMMENDED FASTENER TORQUE	200 INCH LBS.
MM	14.27	66.70	28.57	17.44	93.09	72.26	165.1	55.37		22.59 Nm



13216 ATTACHMENT ONLY EXTENDED

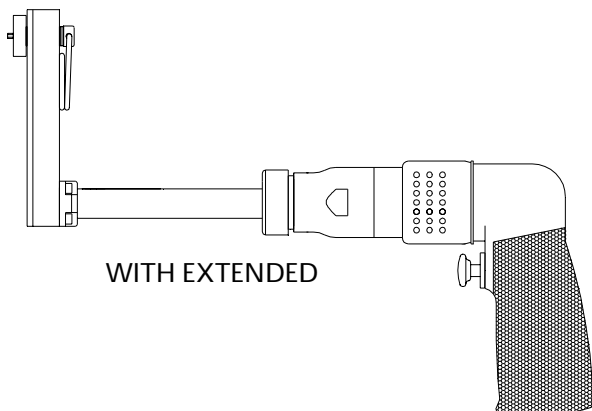
13217 ATTACHMENT ONLY SHORT

4 GEAR ATTACHMENTS REQUIRE REVERSE RUNNING (K) OR REVERSIBLE MOTORS

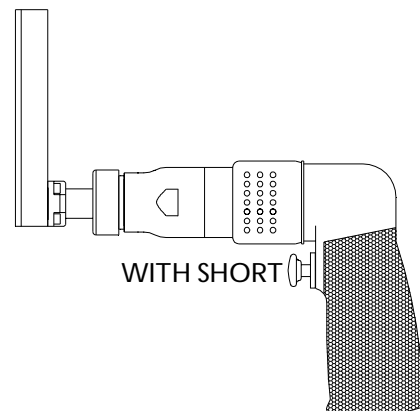
STALL TYPE L TOOLS			OUTPUT AT FASTENER		TOOL ORDER NUMBERS	
MOTOR	RPM	REVERSIBLE	TORQUE INCH LB.	TORQUE Nm	WITH EXTENDED	WITH SHORT
.40 HP	250	YES	200*	22.5*	13550	13551
.40 HP	450	YES	162	18.3	13552	13553
.45 HP	400	YES	172	19.4	13554	13555
.60 HP	250	NO	200*	22.5*	16113	16114
.60 HP	450	NO	200*	22.5*	13556	13557

TOOL ORDER NUMBER PLUS  
NOSE GEAR NUMBER = COMPLETE TOOL

\*Maximum torque range of the motor exceeds  
the maximum torque range of the attachment



WITH EXTENDED



WITH SHORT

NOSE GEARS FOR SOCKETS.  
HEX DRIVER FOR UAT SOCKET SYSTEM.

PART NO.	SIZE	TYPE
12479	3/8	HEX DRIVER
12480	3/8	SQ DRIVE MALE

FLUSH STYLE.  
THE SOCKET HEX IS BUILT INTO  
THE GEAR OF THE TOOL.  
NO SOCKET IS USED

PART NO.	HEX SIZE	TYPE
12481	5/16	HEX FLU SH
12482	11/32	HEX FLU SH
12483	3/8	HEX FLU SH
12484	7/16	HEX FLU SH
12485	1/2	HEX FLU SH

HEX THRU STYLE.  
HEX RUNS THROUGH NOSE GEAR.  
HEX KEY SPRING IS NOT SUPPLIED.

PART NO.	HEX SIZE	TYPE
12486	5/16	HEX THRU
12487	11/32	HEX THRU
12488	3/8	HEX THRU
12489	7/16	HEX THRU
12490	1/2	HEX THRU