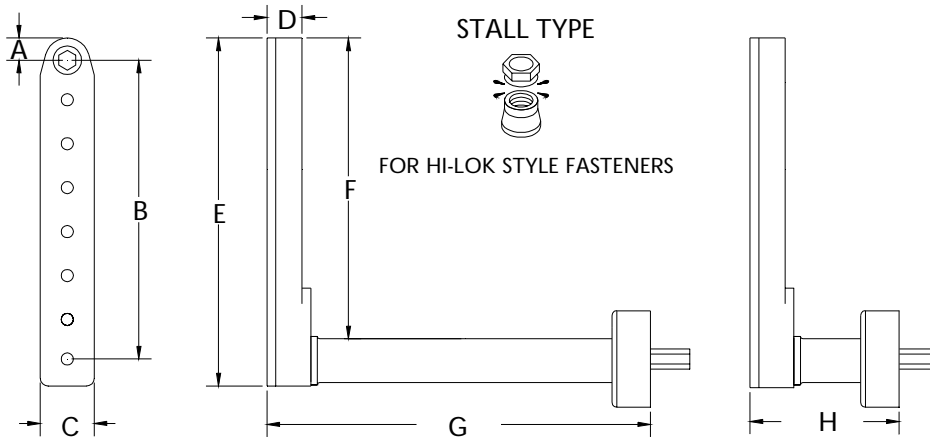


HIGH OUTPUT

	A	B	C	D	E	F	G	H	SERIES 2 L INSTALLATION	
INCH	.317	4.250	.750	.500	4.327	4.255	6.425	2.125	MAXIMUM RECOMMENDED FASTENER TORQUE	120 INCH LBS.
MM	8.05	107.9	19.05	12.70	109.9	108.0	163.1	53.97		13.55 Nm



15045 ATTACHMENT ONLY EXTENDED

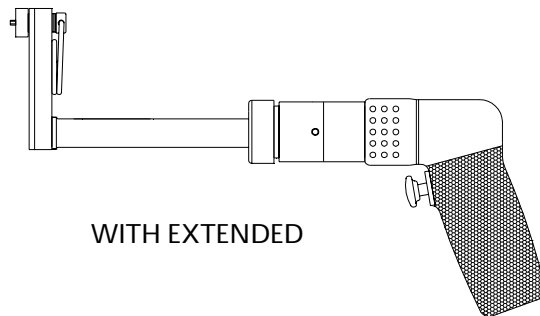
15046 ATTACHMENT ONLY SHORT

8 GEAR ATTACHMENTS REQUIRE REVERSE RUNNING (K) OR REVERSIBLE MOTORS

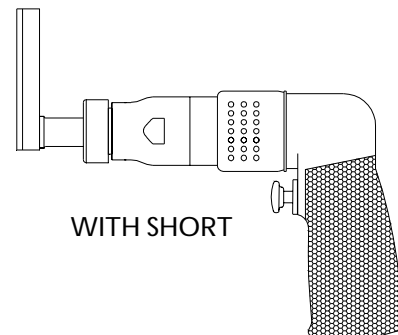
STALL TYPE L TOOLS			OUTPUT AT FASTENER		TOOL ORDER NUMBERS	
MOTOR	RPM	REVERSIBLE	TORQUE INCH LB.	TORQUE Nm	WITH EXTENDED	WITH SHORT
.30 HP	250	NO	66	7.4	15906	15907
.30 HP	500	NO	40	4.5	15908	15909
.33 HP	260	YES	77	8.6	15910	15911
.40 HP	250	YES	88	9.9	15912	15913
.40 HP	450	YES	66	7.4	15914	15915
.45 HP	400	YES	70	7.9	15916	15917
.60 HP	250	NO	120*	13.5*	15918	15919
.60 HP	450	NO	110	12.4	15920	15921

TOOL ORDER NUMBER PLUS
NOSE GEAR NUMBER = COMPLETE TOOL

* Maximum torque range of the motor exceeds
the maximum torque range of the attachment



WITH EXTENDED



WITH SHORT

NOSE GEARS FOR SOCKETS.
HEX DRIVER FOR HO SERIES 2 SOCKETS

PART NO.	SIZE	TYPE
12467	9/32	HEX DRIVER
12468	1/4	SQ DRIVE MALE

FLUSH STYLE.
THE SOCKET HEX IS BUILT INTO
THE GEAR OF THE TOOL.
NO SOCKET IS USED

PART NO.	HEX SIZE	TYPE
12469	7/32	HEX FLUSH
12470	1/4	HEX FLUSH
12471	9/32	HEX FLUSH

HEX THRU STYLE.
HEX RUNS THROUGH NOSE GEAR.
HEX KEY SPRING IS NOT SUPPLIED.

PART NO.	HEX SIZE	TYPE
12474	3/16	HEX THRU
12475	7/32	HEX THRU
12476	1/4	HEX THRU
12477	9/32	HEX THRU