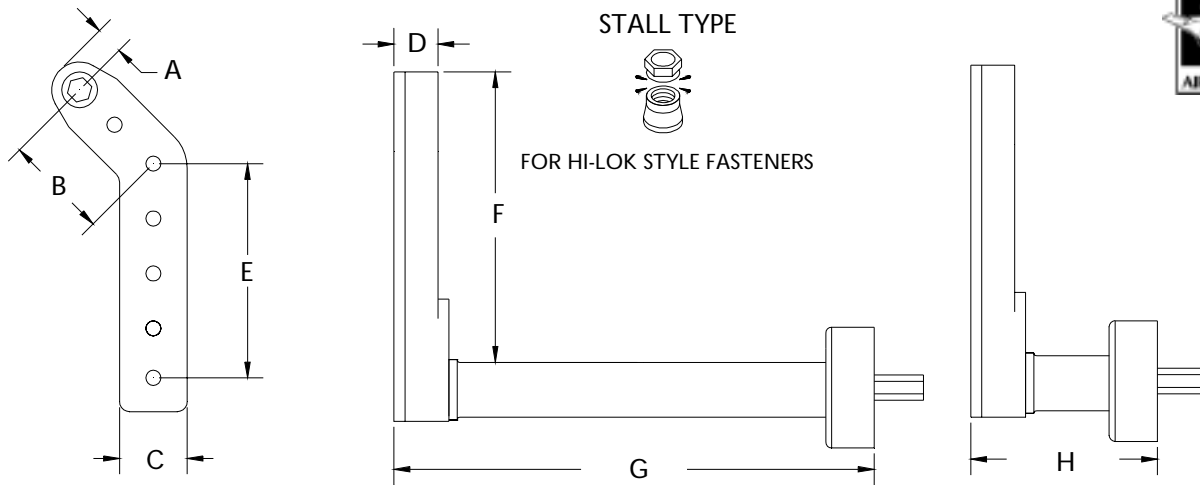


HIGH OUTPUT

	A	B	C	D	E	F	G	H	SERIES 2 L INSTALLATION	
INCH	.317	1.187	.750	.500	2.437	3.282	6.425	2.125	MAXIMUM RECOMMENDED FASTENER TORQUE	120 INCH LBS.
MM	8.05	30.14	19.05	12.70	61.89	83.36	163.1	53.97		13.55 Nm



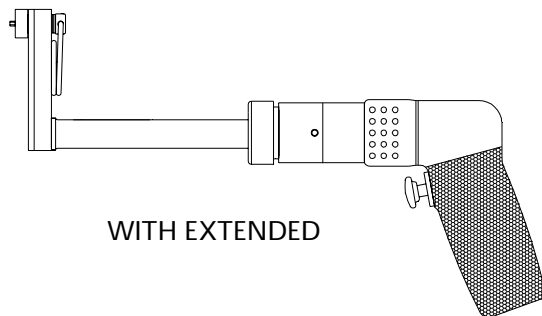
13210 ATTACHMENT ONLY EXTENDED

13211 ATTACHMENT ONLY SHORT

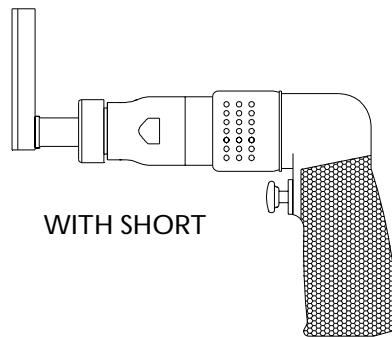
STALL TYPE L TOOLS			OUTPUT AT FASTENER		TOOL ORDER NUMBERS	
MOTOR	RPM	REVERSIBLE	TORQUE INCH LB.	TORQUE Nm	WITH EXTENDED	WITH SHORT
.30 HP	250	NO	78	8.8	13496	13497
.30 HP	500	NO	52	5.8	15446	15447
.33 HP	260	YES	91	10.2	13498	13499
.40 HP	250	YES	104	11.7	13500	13501
.40 HP	450	YES	78	8.8	13502	13503
.45 HP	400	YES	83	9.3	13504	13505
.60 HP	250	NO	120*	13.5*	13506	13507
.60 HP	450	NO	120*	13.5*	13508	13509

TOOL ORDER NUMBER PLUS
NOSE GEAR NUMBER = COMPLETE TOOL

*Maximum torque range of the motor exceeds the maximum torque range of the attachment



WITH EXTENDED



WITH SHORT

NOSE GEARS FOR SOCKETS.
HEX DRIVER FOR HO SERIES 2 SOCKETS

PART NO.	SIZE	TYPE
12467	9/32	HEX DRIVER
12468	1/4	SQ DRIVE MALE

THE SOCKET HEX IS BUILT INTO THE GEAR OF THE TOOL.
NO SOCKET IS USED

PART NO.	HEX SIZE	TYPE
12469	7/32	HEX FLUSH
12470	1/4	HEX FLUSH
12471	9/32	HEX FLUSH

HEX THRU STYLE.
HEX RUNS THROUGH NOSE GEAR.
HEX KEY SPRING IS NOT SUPPLIED.

PART NO.	HEX SIZE	TYPE
12474	3/16	HEX THRU
12475	7/32	HEX THRU
12476	1/4	HEX THRU
12477	9/32	HEX THRU