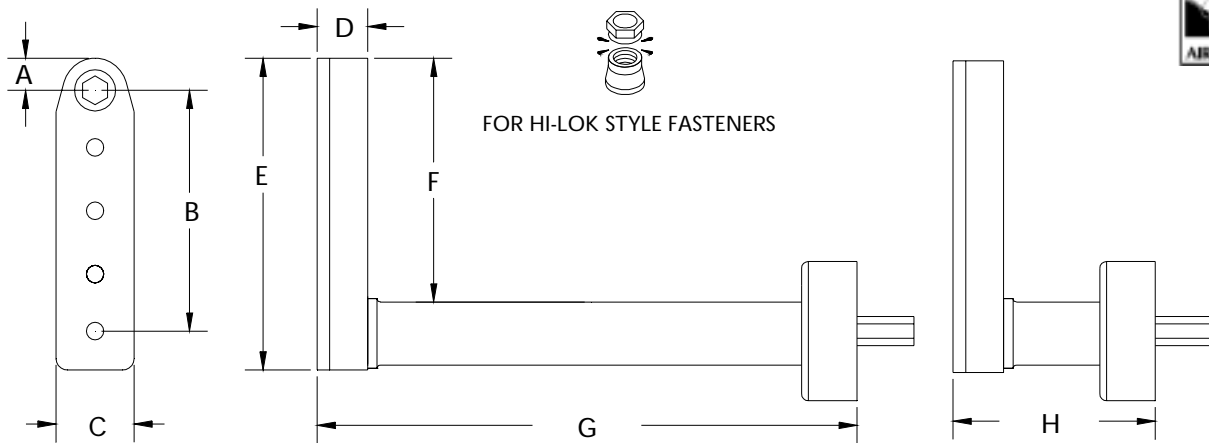


HIGH OUTPUT

	A	B	C	D	E	F	G	H	SERIES 2 L INSTALLATION	
INCH	.317	2.375	.750	.500	3.077	2.380	6.300	2.000	MAXIMUM RECOMMENDED FASTENER TORQUE	120 INCH LBS.
MM	8.05	60.32	19.05	12.70	78.15	60.45	160.0	50.80		13.55 Nm



STALL TYPE



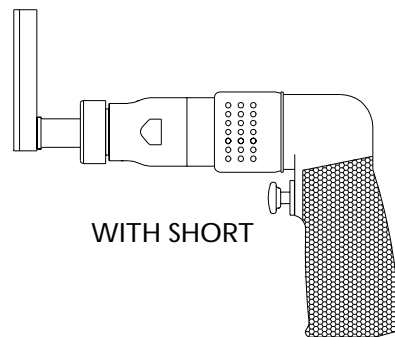
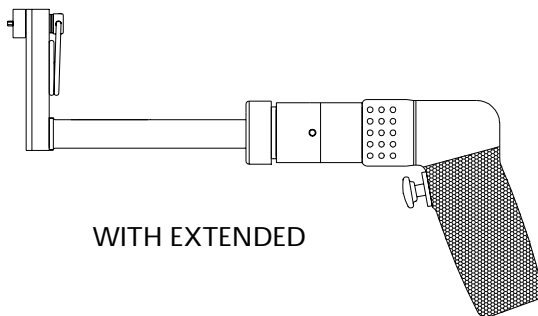
14425 ATTACHMENT ONLY EXTENDED

14426 ATTACHMENT ONLY SHORT

STALL TYPE L TOOLS			OUTPUT AT FASTENER		TOOL ORDER NUMBERS	
MOTOR	RPM	REVERSIBLE	TORQUE INCH LB.	TORQUE Nm	WITH EXTENDED	WITH SHORT
.30 HP	250	NO	102	11.5	13430	13431
.30 HP	500	NO	68	7.6	15442	15443
.33 HP	260	YES	119	13.4	13432	13433
.40 HP	250	YES	120*	13.5*	13434	13435
.40 HP	450	YES	102	11.5	13436	13437
.45 HP	400	YES	108	12.2	13438	13439
.60 HP	250	NO	120*	13.5*	13440	13441
.60 HP	450	NO	120*	13.5*	13442	13443

TOOL ORDER NUMBER PLUS NOSE GEAR NUMBER = COMPLETE TOOL

*Maximum torque range of the motor exceeds the maximum torque range of the attachment



NOSE GEARS FOR SOCKETS.
HEX DRIVER FOR HO SERIES 2 SOCKETS.

PART NO.	SIZE	TYPE
12467	9/32	HEX DRIVER
12468	1/4	SQ DRIVE MALE

FLUSH STYLE.
THE SOCKET HEX IS BUILT INTO THE GEAR OF THE TOOL.
NO SOCKET IS USED

PART NO.	HEX SIZE	TYPE
12469	7/32	HEX FLUSH
12470	1/4	HEX FLUSH
12471	9/32	HEX FLUSH

HEX THRU STYLE.
HEX RUNS THROUGH NOSE GEAR.
HEX KEY SPRING IS NOT SUPPLIED.

PART NO.	HEX SIZE	TYPE
12474	3/16	HEX THRU
12475	7/32	HEX THRU
12476	1/4	HEX THRU
12477	9/32	HEX THRU