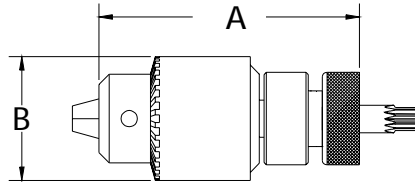


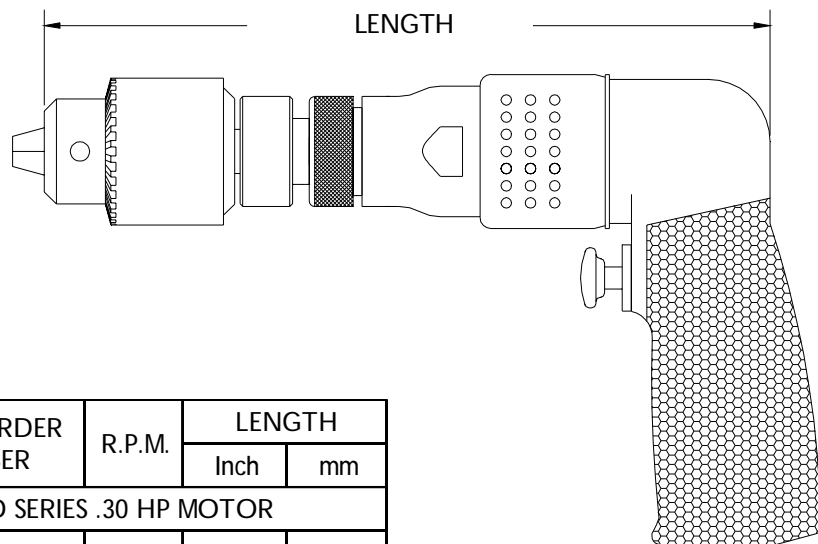
	A	B	0-3/8 CHUCK	
INCH	3.515	1.670	MAXIMUM RECOMMENDED	.375
MM	89.28	42.41	DRILL DIAMETER	9.52 mm



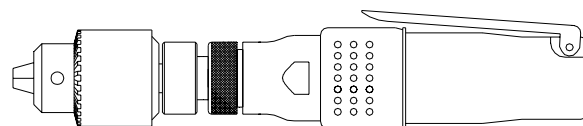
0-3/8 CHUCK ATTACHMENT
15037 ATTACHMENT ONLY



CHUCK KEY AND LEASH INCLUDED



TOOL ORDER NUMBER	R.P.M.	LENGTH	
		Inch	mm
D SERIES .30 HP MOTOR			
16411	250	8.31	211
15064	500	8.31	211
15065	750	8.31	211
15066	1000	8.31	211
15067	1500	8.31	211
15068	2800	7.41	188
D2 SERIES .60 HP MOTOR			
16412	250	9.81	249
15069	450	9.21	233
15070	1000	9.21	233
15071	2000	8.31	211
15072	2700	8.31	211
15073	3500	8.31	211



ADD AN S AFTER TOOL ORDER NUMBER
FOR STRAIGHT HANDLE OPTION