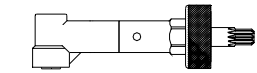
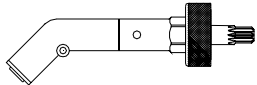




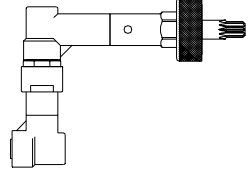
14977 90 DEGREE ATTACHMENT



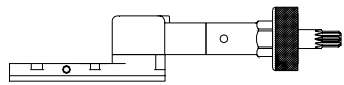
14988 45 DEGREE ATTACHMENT



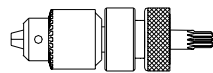
15000 360 DEGREE ATTACHMENT



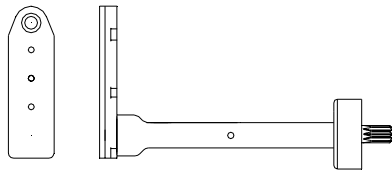
15021 INDEXABLE SERIES 2 PANCAKE DRILL



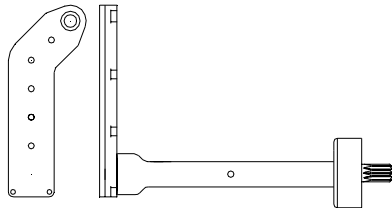
15037 0-3/8 CHUCK



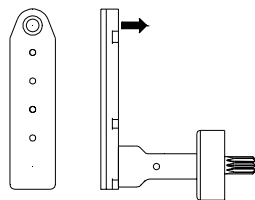
13817 LTD SERIES 2 ATTACHMENT



13823 LTD SERIES 2 LEFT HAND ATTACHMENT

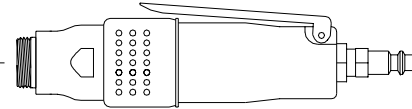


15303BD LTD SERIES 2 ATTACHMENT



BACK DRILL ONLY

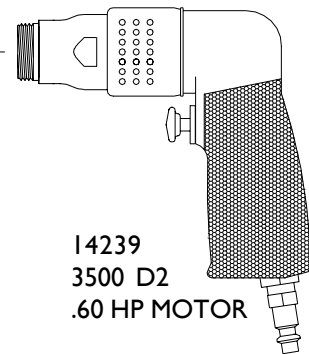
10453S  
2700 RPM SD2  
.60 HP MOTOR



# JMD

## JIFFY MODULAR DRILL KIT

### KT 125



14239  
3500 D2  
.60 HP MOTOR

15125 MEDIUM CASE  
18" X 12 7/8" X 6 3/4"  
HIGH IMPACT STRUCTURAL COPOLYMER POLYPROPYLENE CASE.

PERMANENTLY ATTACHED METAL NAMEPLATE LISTING KIT NUMBER AND ALL COMPONENTS.

CASES MEET MIL-STD 4150 H.

INTERNAL THREAD	
ADD TO KIT No.	
1/4-28	A
10-32	C
9/32-40	E

PHONE: 775 883 1072 FAX: 775 883 4857