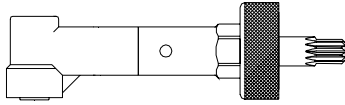


JMD KT 121

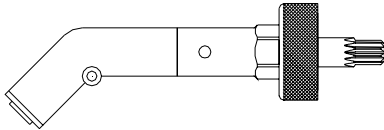
JIFFY MODULAR ANGLE DRILL KIT



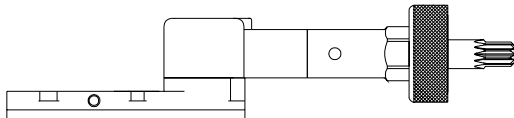
14977 90 DEGREE
ATTACHMENT



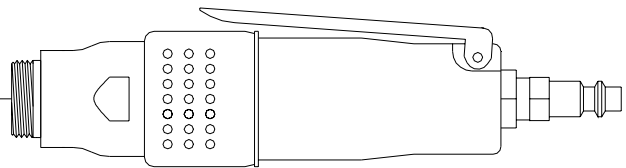
14988 45 DEGREE
ATTACHMENT



15021 INDEXABLE PANCAKE
SERIES 2 ATTACHMENT



10453S
2700 RPM SD2
.60 HP MOTOR



The JMD system features:

High nickel alloy gears for SUPERIOR DURABILITY.

Precision attachments for ACCURATE DRILLING.

COMPLETE FLEXIBILITY. Add attachments as needed.

15125 MEDIUM CASE
18" X 12 7/8" X 6 3/4"

HIGH IMPACT STRUCTURAL
COPOLYMER POLYPROPYLENE
CASE.

O-RING SEAL AND
PURGE VALVE.

CLOSED CELL POLYETHER
FOAM INTERIOR.

PERMANENTLY ATTACHED
METAL NAMEPLATE LISTING
KIT NUMBER AND ALL
COMPONENTS.

CASES MEET MIL-STD 4150 H.

INTERNAL THREAD	
ADD TO KIT No.	
1/4-28	A
10-32	C
9/32-40	E