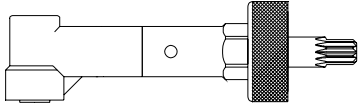


# JMD KT 120

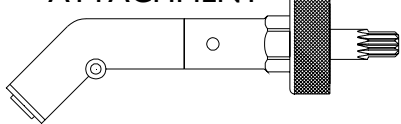
## JIFFY MODULAR ANGLE DRILL KIT



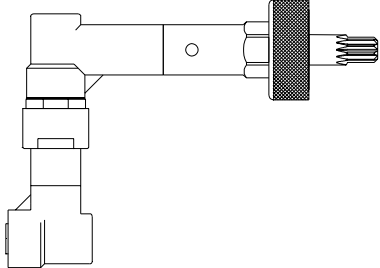
14977 90 DEGREE  
ATTACHMENT



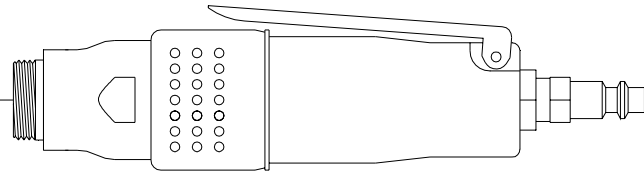
14988 45 DEGREE  
ATTACHMENT



15000 360 DEGREE  
ATTACHMENT



10453S  
2700 RPM SD2  
.60 HP MOTOR



The JMD system features:  
High nickel alloy gears for SUPERIOR DURABILITY.

Precision attachments for ACCURATE DRILLING.

COMPLETE FLEXIBILITY. Add attachments as needed.

15125 MEDIUM CASE  
18" X 12 7/8" X 6 3/4"

HIGH IMPACT STRUCTURAL  
COPOLYMER POLYPROPYLENE  
CASE.

O-RING SEAL AND  
PURGE VALVE.

CLOSED CELL POLYETHER  
FOAM INTERIOR.

PERMANENTLY ATTACHED  
METAL NAMEPLATE LISTING  
KIT NUMBER AND ALL  
COMPONENTS.

CASES MEET MIL-STD 4150 H.

INTERNAL THREAD	
ADD TO KIT No.	
1/4-28	A
10-32	C
9/32-40	E