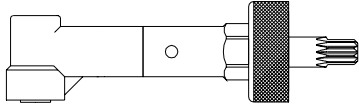


JMD KT 104

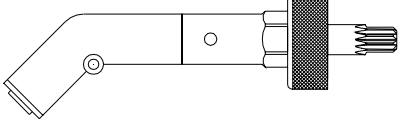
JIFFY MODULAR ANGLE DRILL KIT



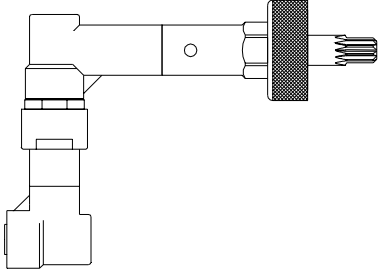
14977 90 DEGREE
ATTACHMENT



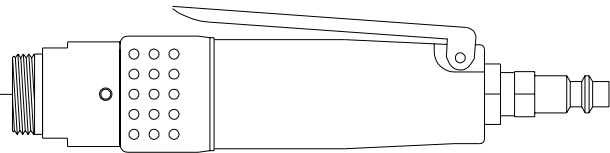
14988 45 DEGREE
ATTACHMENT



15000 360 DEGREE
ATTACHMENT



14811S
2800 RPM SD
.30 HP MOTOR



The JMD system features:
High nickel alloy gears for SUPERIOR DURABILITY.

Precision attachments for ACCURATE DRILLING.

COMPLETE FLEXIBILITY. Add attachments as needed.

INTERNAL THREAD	
ADD TO KIT No.	
1/4-28	A
10-32	C
9/32-40	E

15120 SMALL CASE
12 1/4" X 9 1/4" X 6"

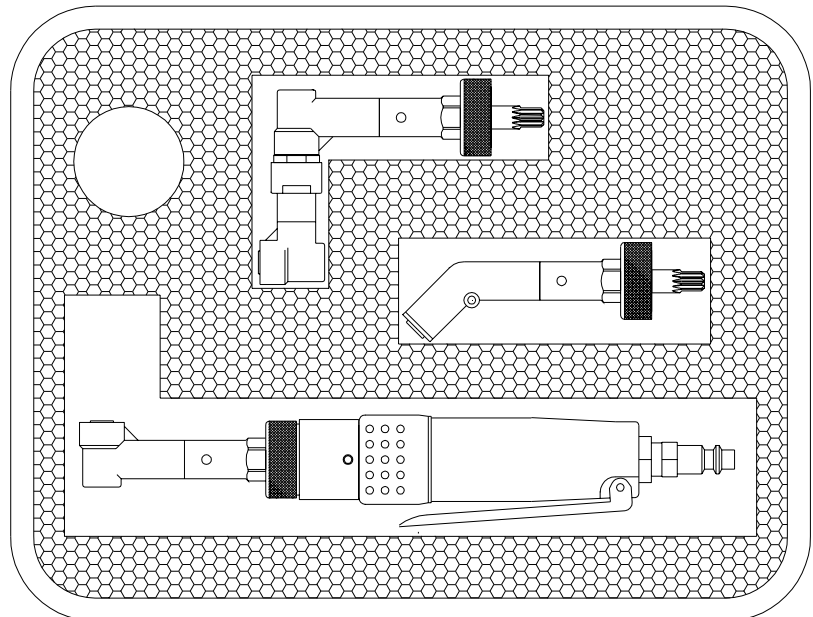
HIGH IMPACT STRUCTURAL
COPOLYMER POLYPROPYLENE
CASE.

O-RING SEAL AND
PURGE VALVE.

CLOSED CELL POLYETHER
FOAM INTERIOR.

PERMANENTLY ATTACHED
METAL NAMEPLATE LISTING
KIT NUMBER AND ALL
COMPONENTS.

CASES MEET MIL-STD 4150 H.



PHONE: 775 883 1072 FAX: 775 883 4857